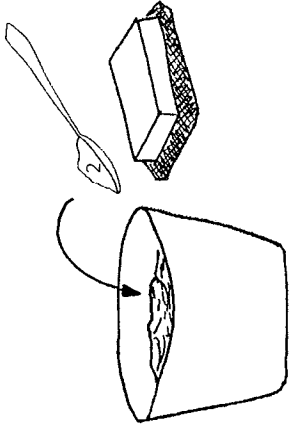
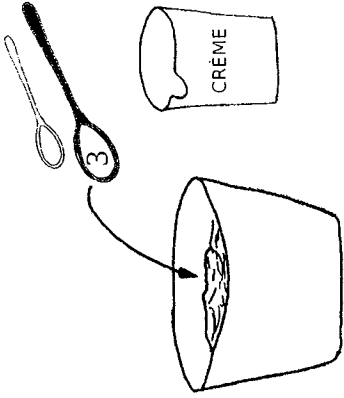
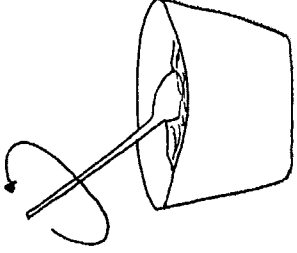
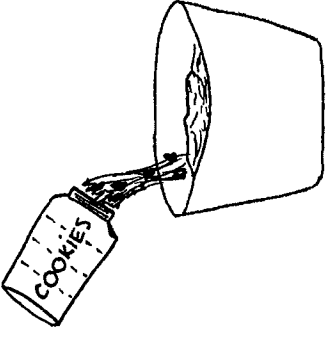
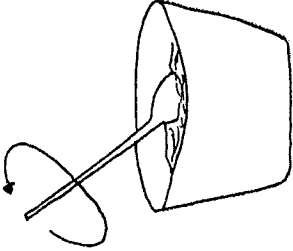
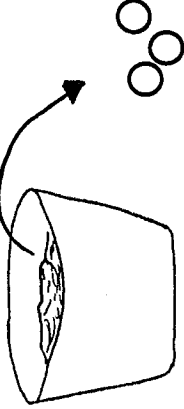

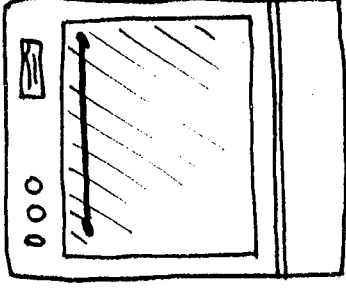


# Des cookies pour papa

<p>1. Mettre le beurre dans un bol.</p>  An illustration showing a block of butter being cut with a knife and a spoon. The butter is being added to a bowl that already contains some ingredients.	<p>2. Ajouter la crème.</p>  An illustration showing a small container labeled 'CRÈME' being poured into a bowl. A spoon is also shown nearby.	<p>3. Bien mélanger.</p>  An illustration showing a spoon mixing the ingredients in a bowl.	<p>4. Ajouter le bocal de mélange pour cookies.</p>  An illustration showing a jar labeled 'COOKIES' being poured into a bowl.
<p>5. Bien mélanger.</p>  An illustration showing a spoon mixing the ingredients in a bowl.	<p>6. Former des boules de la grosseur d'une noix.</p>  An illustration showing a ball of dough being rolled out from a bowl. An arrow points to a pair of scissors, indicating the next step.	<p>7. Mettre dans une plaque avec un papier de cuisson.</p>  An illustration of a rectangular baking tray with several circles drawn on it, representing the cookies.	<p>8. Cuire les cookies 8 minutes au four préchauffé à 200°.</p>  An illustration of an oven with a dial and a window. A small icon of a person is in the top right corner.

# MÉLANGE A COOKIES. RECETTE.

